

SCHOLARONE MANUSCRIPTS

REVIEWER GUIDE

TABLE OF CONTENTS

Select an item in the table of contents to go to that topic in the document.

INTRODUCTION	2
THE REVIEW PROCESS	2
RECEIVING AN INVITATION	2
RESPONDING TO AN INVITATION	3
LOGGING INTO YOUR REVIEWER CENTER	4
ACCOUNT SETUP AND MAINTENANCE	4
FORGOT YOUR PASSWORD?	5
LANGUAGE TOGGLE	5
REVIEWER CENTER OVERVIEW	6
VIEWING PROOFS	7
PERFORMING EXTERNAL SEARCHES	7
SCORING & SUBMITTING YOUR REVIEW	8
VIEWING AUTHOR'S RESPONSE	9
SUGGESTIONS FOR REVIEWING	9
VIEWING COMPLETED REVIEWS	10



INTRODUCTION

As a Reviewer of a manuscript, your input is a crucial part of the peer review process. This guide is intended to give an overview of the Reviewer Process in *ScholarOne Manuscripts*.

THE REVIEW PROCESS

The steps below are the high-level steps in the review process. This document will describe each of these steps in detail.

- Receive Invitation to review
- Accept Invitation
- Review Manuscript
- Complete Review online
- Submit Review

RECEIVING AN INVITATION

As a reviewer, you will be notified by e-mail of an invitation to review a manuscript. Text of the e-mail can be customized so its appearance may vary by journal.

29-Aug-2013

Dear Dr. Baker:

Manuscript ID MCU1-2013-07-0010 entitled "Migration Patterns of the Cardinal" with Dr. Author as contact author has been submitted to the ScholarOne University Training Workflow 1.

I invite you to review this manuscript. The abstract appears at the end of this letter, along with the names of the authors. Please let me know as soon as possible if you will be able to accept my invitation to review. Decline - Suggest Alternate: http://mc.manuscriptcentral.com/s1u-wf1?URL_MASK=eb8e3f82b7bc4eef884c75b1f087cd86

Agreed: http://mc.manuscriptcentral.com/s1u-wf1?URL_MASK=22580550b22f49ff8028f705935fa9e4

Declined: http://mc.manuscriptcentral.com/s1u-wf1?URL_MASK=e6468acd309245a58bf977d9099c154

Unavailable: http://mc.manuscriptcentral.com/s1u-wf1?URL_MASK=7a91921ac93541f7885267a416fec872

Once you accept my invitation to review this manuscript, you will be notified via e-mail about how to access Manuscript Central, our online manuscript submission and review system. You will then have access to the manuscript and reviewer instructions in your Reviewer Center.

I realize that our expert reviewers greatly contribute to the high standards of the Journal, and I thank you for your present and/or future participation.

Sincerely,
Gwen Baker
ScholarOne University Training Workflow 1 Editorial Office gwen.baker@test.demo



RESPONDING TO AN INVITATION

The e-mail might come embedded with hyperlink invitation responses. Selecting the appropriate hyperlink sends the response to the journal and updates the system with your response.

29-Aug-2013

Dear Dr. Baker:

Thank you for agreeing to review Manuscript ID MCU1-2013-07-0010 entitled "Migration Patterns of the Cardinal" for the ScholarOne University Training Workflow 1. Please try your best to complete your review within the next 2 weeks.

In your review, please answer all questions. On the review page, there is a space for "Comments to Editor" and a space for "Comments to the Author." Please be sure to put your comments to the author in the appropriate space.

To access the manuscript, login to the ScholarOne University Training Workflow 1 - Manuscript Central site at <http://mc.manuscriptcentral.com/s1u-wf1>.

http://mc.manuscriptcentral.com/s1u-wf1?URL_MASK=9430d9624403401ea33d55e2282c7c18

Once you are logged in, the Main Menu will be displayed. Please click on the Reviewer Center, where you will find the manuscript listed under "Awaiting Reviewer Scores." You can click on the manuscript title from this point or you can click on the "View Details" button to begin reviewing the manuscript.

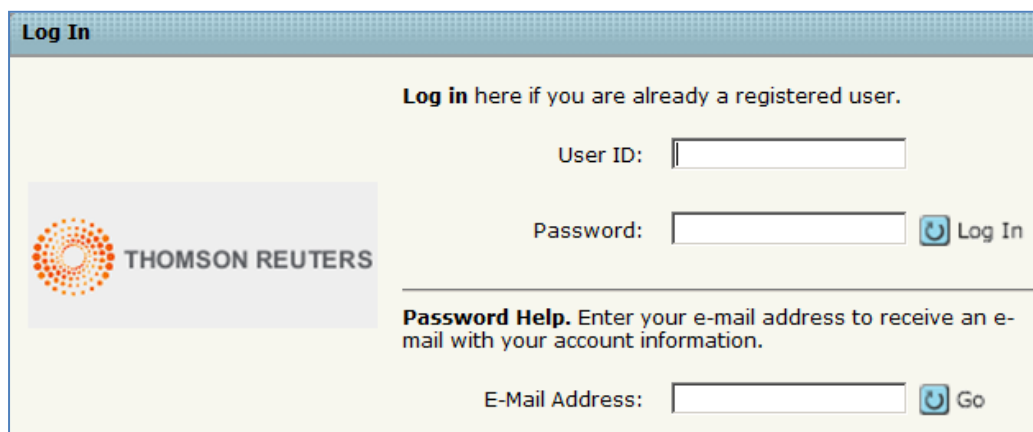
If you select the **Agreed** hyperlink, you will be sent an additional e-mail that contains a link to your reviewer center. Click the link to begin your review.

Note: If the e-mail does not come with embedded response links, you will need to reply via e-mail.





LOGGING INTO YOUR REVIEWER CENTER

Each ScholarOne Manuscripts journal site has a unique Web address (URL). Typically, you are given that address in the invitation or invitation-response e-mail sent by the journal. If the URL is hyperlinked, simply select the link within the e-mail. You can also enter the web address in the address field of your browser and press the **Enter** key on your keyboard. The journal's Log In page is displayed.



The screenshot shows a "Log In" form with the following elements:

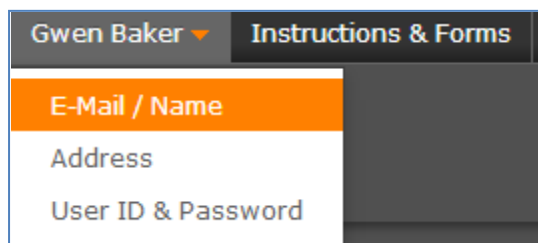
- Log In** header
- Text: **Log in here if you are already a registered user.**
- User ID:
- Password:  **Log In**
- THOMSON REUTERS logo
- Text: **Password Help.** Enter your e-mail address to receive an e-mail with your account information.
- E-Mail Address:  **Go**

ACCOUNT SETUP AND MAINTENANCE

Your account on the journal's *ScholarOne Manuscripts* site may be created in one of two ways.

- The journal may create your account and e-mail you instructions on how to login.
- Some journals may include account information along with the invitation to review. If you do not receive your account details, please check instructions on how to obtain your password.

To keep your account information current, click on your name and select the section you need to update.



The screenshot shows a user profile dropdown menu with the following elements:

- Gwen Baker ▾
- Instructions & Forms
- E-Mail / Name
- Address
- User ID & Password


NOTE: You can also change your User ID and password here.

FORGOT YOUR PASSWORD?


If you forget your password, enter your **E-mail Address** in the Password Help field and select the **GO** button. The system will send you an e-mail containing your account details or instructions on how to reset your password.

Log in here if you are already a registered user.

User ID:

Password:  Log In

Password Help. Enter your e-mail address to receive an e-mail with your account information.

E-Mail Address:  Go

LANGUAGE TOGGLE

Language toggle allows you to switch the display from the default language of English to another language. If configured for your site, you will find the language toggle located on the header at the top of the screen. Current languages available are French, Chinese and Japanese.

Gwen Baker ▾	English (US) ▾	Instructions & Forms	Help	Log Out
--------------	----------------	----------------------	------	---------

中文 (Zh)		
Français (FR)		
日本語 (日本)		

Bienvenue Bienvenue sur le site *Super Master*. Pour commencer, veuillez cliquer sur le lien de l'espace qui vous concerne ci-dessous. Vous pouvez revenir à cet écran pour modifier les espaces, si nécessaire, en cliquant sur le lien « Menu principal » dans le coin supérieur gauche de la page.

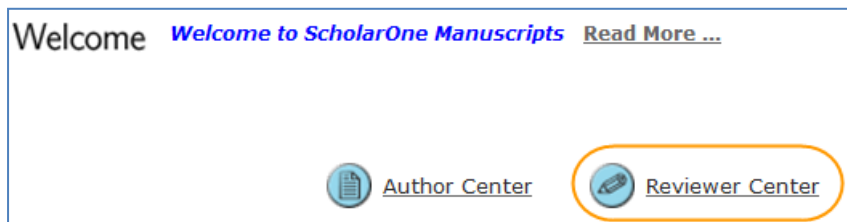
 Espace de l'auteur	 Espace du lecteur critique	 Espace du rédacteur en chef adjoint
 Espace du directeur de la publication	 Espace Admin	 Espace de production
 Espace de configuration client S1	 Espace de configuration client	 Espace de configuration support S1
 Espace de configuration support	 Espace de support S1	

Note: All uploaded documents and end-user supplied text will not toggle and will be displayed in the language entered by the user.

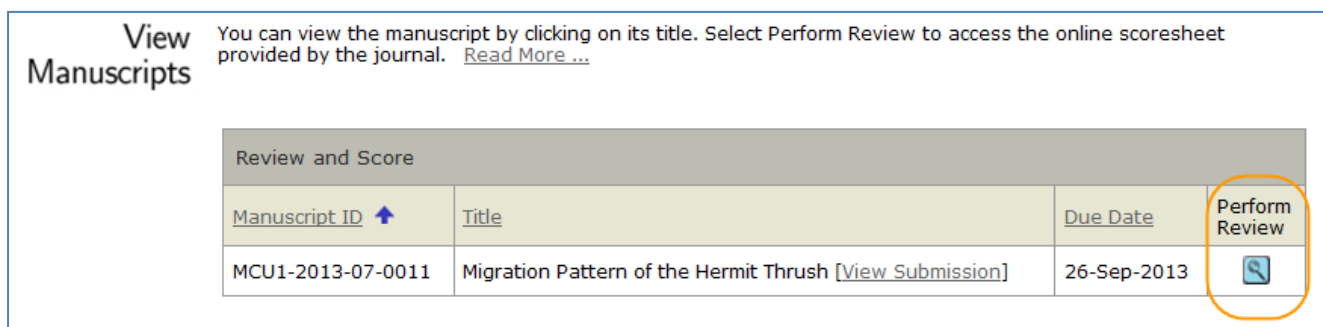


REVIEWER CENTER OVERVIEW

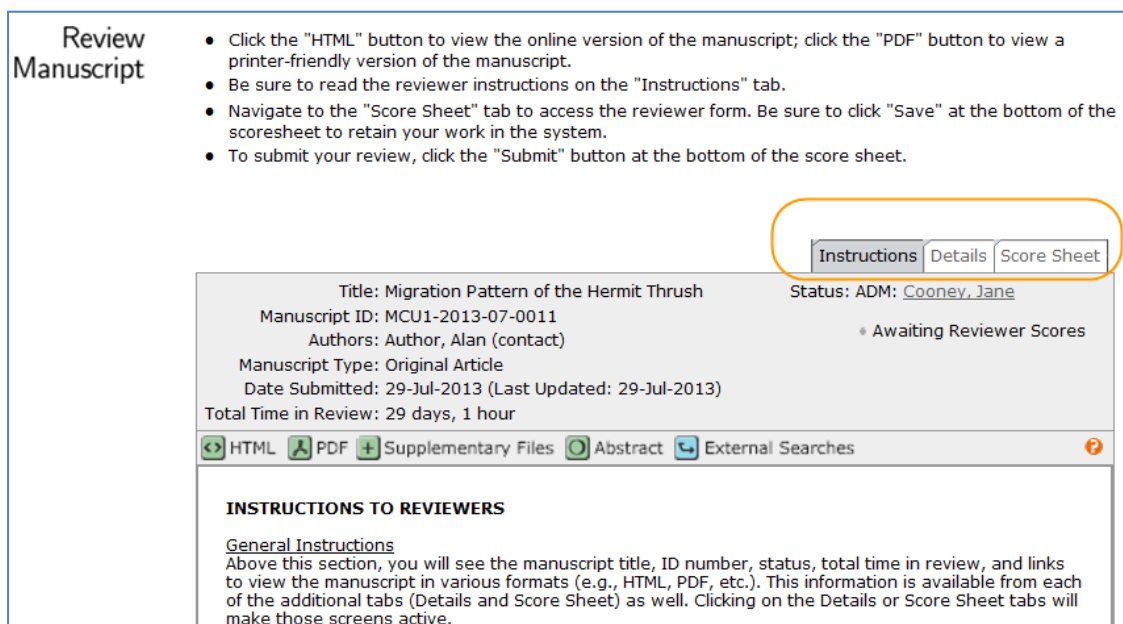
After logging in, the Welcome page displays the centers you have access to. Generally, you will have access to an Author Center and a Reviewer Center.



Select the **Reviewer Center** icon to enter the Reviewer Center.



Locate the paper in the **Review and Score** section, and select the **Perform Review** button to view the review form.

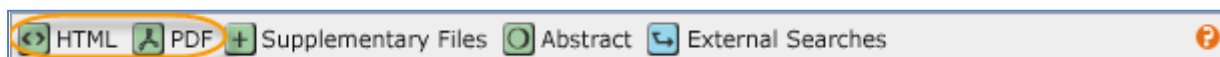


There will be three tabs to aid in reviewing and scoring the manuscript.

- **Instructions:** View journal-specified instructions
- **Details:** View manuscript details and version history for the submission
- **Score Sheet:** Complete your review

VIEWING PROOFS

In order to review the manuscript, you will need to view one of the proofs. Select the **HTML** or **PDF** button on the header. In most cases the journal allows you to view both, along with the abstract. Other files are available based on journal preferences.



PERFORMING EXTERNAL SEARCHES

Selecting the **External Searches** button allows you to search external databases such as PubMed, HighWire, Google, Web of Science, etc. for the author, title, keywords and more. This may be useful to find similar or related papers.



SCORING & SUBMITTING YOUR REVIEW

Select the Score Sheet tab to review and score the manuscript. The format varies by journal and may include journal-specific questions, a recommendation field, comments to the author, comments to the editor, and the ability to attach files.

Recommendation	
<input type="radio"/>	Accept
<input type="radio"/>	Minor Revision
<input type="radio"/>	Major Revision
<input type="radio"/>	Reject & Resubmit
<input type="radio"/>	Reject

Would you be willing to review a revision of this manuscript?	
<input type="radio"/>	Yes
<input type="radio"/>	No

Comments	
req Confidential Comments to the Associate Editor	
<input type="text"/>	
req Comments to the Author	
<input type="text"/>	

Attach a File	Files attached
<input type="text"/> <input type="button" value="Browse..."/> <input type="button" value="Attach"/>	No files have been uploaded.

<input checked="" type="checkbox"/> Save as Draft	<input checked="" type="checkbox"/> Submit	<input type="button" value="Print Saved Version"/>
---	--	--

NOTE: Any fields marked with a red “req” symbol require an answer before you can submit the score sheet.

VIEWING AUTHOR'S RESPONSE

On revised manuscripts you will be able to view the author's response to the decision letter.

Review Manuscript

- Click the "HTML" button to view the online version of the printer-friendly version of the manuscript.
- Be sure to read the reviewer instructions on the "Instructions" tab to access the reviewer instructions.
- Navigate to the "Score Sheet" tab to access the reviewer scoresheet to retain your work in the system.
- To submit your review, click the "Submit" button at the bottom of the page.

Title: Dogwood Flowering Patterns in Virginia

Manuscript ID: MCU1-2013-05-0004.R1

Authors: Author, Alan (contact)

Manuscript Type: Original Article

Date Submitted: 27-Aug-2013 (Last Updated: 27-Aug-2013)

Total Time in Review: 0 days, 0 hours

Author's Response to Decision Letter for (MCU1-2013-05-0004)

Dogwood Flowering Patterns in Virginia

I have completed all of the changes requested and uploaded a new version of the paper.

Print
Close Window

HTML PDF Supplementary Files Abstract External Searches **Author's Response** ?

Click the **Author's Response** button to access the response information.

SUGGESTIONS FOR REVIEWING

Save your work often! ScholarOne Manuscripts times out after periods of inactivity.

Periods of typing free text are considered periods of inactivity. Be sure to select **Save as Draft** frequently when you are entering your review to avoid timing out.

We recommend that, if you cut and paste your comments, use a plain text editor such as WordPad or Notepad.

Be sure to not include your name in any comments you make to the author as many sites are conducting a blinded review process.



VIEWING COMPLETED REVIEWS

After submitting your review, you can access your completed review in the Scores Submitted section of the View Manuscripts Page.

Scores Submitted				
Manuscript ID ↑	Title	Date Completed	Status	View Review
MCU1-2013-05-0006	Monday training [View Submission]	20-May-2013	ADM: Baker, Gwen • Minor Revision (20-May-2013) • a revision has been submitted view decision letter Response to Decision Letter:	

Click the **View Review** button. This section lists those manuscripts for which you have submitted reviews. You can view the following information.

- **Manuscript ID:** The journal's system-generated identification number.
- **Title:** Includes a link to view a PDF version of the manuscript.
- **Date Completed:** Date review was sent back to the journal.
- **Status:** This column displays current status in the peer review process and, if allowed by the journal, hyperlinked names for e-mail correspondence.

NOTE: Based on the journal's configuration, links to view the Decision Letter and the Author's Response to Decision Letter may also display.



SCHOLARONE®

ScholarOne, a Thomson Reuters Business, provides comprehensive workflow management systems for scholarly journals, books, and conferences. Its web-based applications enable publishers to manage the submission, peer review, production, and publication processes more efficiently, increasing their profile among authors, decreasing time-to-market for critical scientific data, and lowering infrastructure costs. ScholarOne offers workflow solutions for the submission and review of manuscripts, abstracts, proceedings, books, grants & awards, and production. Supporting over 365 societies and publishers, over 3,400 books and journals, and 13 million users, ScholarOne is the industry leader.

FIND OUT MORE ABOUT SCHOLARONE

To learn more, visit www.scholarone.com or contact the office nearest you.

Science Head Offices**Americas**

ScholarOne +1 434 964 4000
Philadelphia +1 800 336 4474
+1 215 386 0100

Europe, Middle East, and Africa

London +44 20 7433 4000

Asia Pacific

Singapore +65 6775 5088
Tokyo +81 3 5218 6500

For a complete office list visit:
science.thomsonreuters.com/contact

Copyright ©2014 Thomson Reuters All rights reserved

